

RONIKA

YASNA TEB



MAXVUE VISION

www.RonikaYasnaTeb.com

Focused on your success.

Our commitment to you.

X-Cel Specialty Contacts is a leading manufacturer of custom soft, specialty disposables and specialty gas permeable contact lenses, including Atlantis Scleral lens designs. In this resource and fitting guide, you will find detailed information on our complete custom soft and gas permeable product offerings. As a Trusted Business Partner to **you**, we are committed to providing you with high quality made to order contact lenses not available in other manufacturer's product lines. X-Cel's order fulfillment time, whether standard or extended parameters, are from 1 to 3 business days. Our consultation team and their vast knowledge is ready to help you with even the most difficult fit and they are available from 8:00 AM to 8:00 PM EST, Monday through Friday.

We believe the patient in your chair is our patient too. We take the same care in consultation and manufacturing that you do in patient evaluation and fitting. Ultimately, everything we do reflects on you in the eyes of your patients. Your success is our success.



Specialty GP



Highest Level of Design Performance

The Starlens is an aspheric peripheral design with a thin edge to optimize comfort.

Parameter Availability

Base Curve 6.60 to 8.10mm
 Diameter 9.60mm
 Power 0.00 to -10.00D
 Additional parameters may be available. please contact consultation



Specialty GP



Basic Fitting Information

Step 1 Select Base Curve	Corneal Cylinder		Base Curve		
	Plano to 1.00D		On Flat K		
	1.12 to 1.50D		0.25D steeper than Flat K		
	1.62 to 2.00D		0.50D steeper than Flat K		
	2.00 to 2.50D		0.75D steeper than Flat K		
2.75D or more		Discuss with Consultant			
Step 2 Choose Diameter	Base Curve		Diameter		
			Small	Recommended	Large
	7.10 to 7.38mm		8.7mm	9.0mm	9.3mm
	7.42 to 8.08mm		9.0mm	9.3mm	9.6mm
8.13 to 8.49mm		9.3mm	9.6mm	9.9mm	
Step 3 Determine Power	<p>Determine the lens power to be ordered. First, vertex the distance power of the spectacle prescription to the corneal plane, if necessary.</p> <p>Next adjust for tear layer effects depending on the base curve selected. When fitting steeper than K, compensate for the tear layer effect with minus power. When fitting flatter than K, compensate for the tear layer effect with plus power.</p>				
	<p>This nomogram is based on using the recommended diameter.</p> <p>*Smaller diameter – fit 0.25D steeper * Large diameter – fit 0.25D flatter</p>				



Specialty GP



Troubleshooting

Patient Symptoms	Possible Causes	Plan
Lens Riding High		Steepen Base Curve by .50 D
		Reduce Diameter by .3 mm
Lens Riding Low	Movement with Blink	Steepen Base Curve by .50D
	No Movement	Decrease Diameter by .3mm
Excessive Movement		Steepen Base Curve by .50 D
		Increase Diameter by .3mm
Restricted Movement		Flatten Base Curve by .50D
		Decrease Diameter by .3mm
Bubbles	Centrally	Flatten Base Curve by .50D
		Decrease Diameter by .3mm
	Peripherally	Decrease Edge Lift
Surface Non Wetting	New Lens	Clean Lens
		Change Material
	Older Lens	Clean Lens
Too Much Edge Lift		Order New Lens
		Reduce Edge Lift
Not Enough Edge Lift		Increase Edge Lift
		Decrease Diameter by .3 mm



Specialty GP



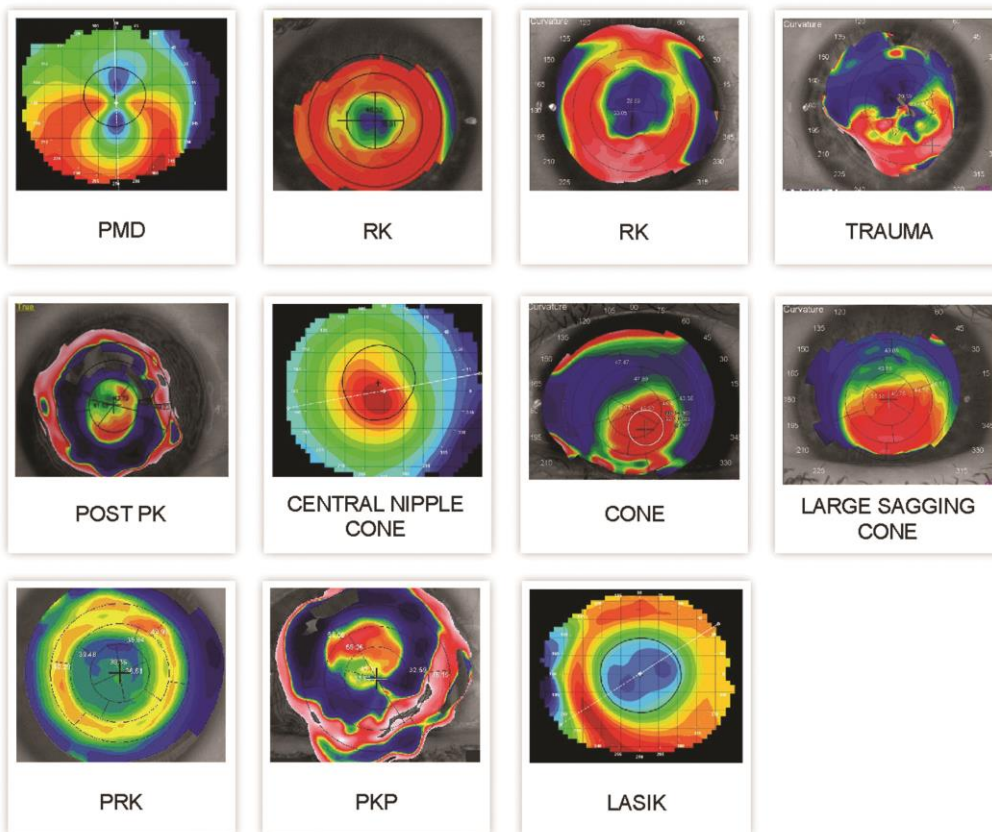
It's a 1-2-3 Fit Strategy

Atlantis is a scleral lens design that performs well on any patient with an irregular cornea, including keratoconus, pellucid marginal degeneration, corneal transplants, post refractive surgery, post corneal rings, and ocular surface disease. Scleral lenses have also been utilized on regular corneas, dry eye patients, and athletes.

Lens Design

The Atlantis proprietary lens design was developed to provide a problem solving solution along with a simplified fitting system with the 1-2-3 fit strategy. The unique peripheral curve calculation will allow central clearance while providing good distribution of pressure in the landing area, adequate edge lift and overall superior comfort.

Below are cases where the Atlantis Scleral should be considered:



Specialty GP



Atlantis Scleral Parameters

Base Curve	6.50 to 9.12 mm	Axis	0 to 180°
Diameter	14.0 to 17.5 (in 0.5 steps)	Multifocal Distance Zones	3.6, 4.0, 4.4
Power	+20.00 to -20.00D in 0.25D steps	Multifocal Add Power	+0.75D to +4.00D
Central Sagittal Depth Adjustment	Up to 200 microns decrease (in 25µm steps) Up to 200 microns increase (in 25µm steps) This will not affect the other 2 zones	Materials	Optimum Extra*, Optimum Extreme*, Optimum Infinite, Boston XO*, Boston XO2*, and Paragon HDS NOTE: Materials with an asterisk (*) are indicated for the management of dry eye disease.
Limbal Vault Zone	Up to 200 microns decrease Up to 200 microns increase Quadrant specific control	Warranty	Unlimited exchanges and cancellation within 120 days of original invoice.
Scleral Zone	1 flat to 8 flat, 1 steep to 8 steep in 25µm increments	Tangible Hydra-PEG	Recommended for all design options and available materials.
Toric Scleral Zone	Bi-meridian control Quadrant specific control	PlasmaEYEZ	All Atlantis lenses are plasma treated free of charge.
Cylinder Power	-0.75D to -5.00D in 0.25D steps		

Basic Fitting Information

The Atlantis lens is best fit utilizing a diagnostic set and the 1-2-3 Fit Guide. The fitting philosophy is based on the premise of customizing the lens fit by manipulating 3 zones to control the sagittal height relationship of the lens to the anterior ocular surface. The design offers 3 proprietary zones which each has a specific function and are independent of each other. The diagnostic set will offer laser markings to easily identify the 3 proprietary zones to ensure an easier evaluation process for the practitioner.

A comprehensive fit guide or fitting tutorial, is available for download at www.xcelspecialtycontacts.com, or call your local branch.



Each set contains:

- 24 GP Atlantis Lenses
- 1 Fitting Guide
- 1 Easy Reference Decision Tree
- 4 Patient Insertion/Removal Guides
- 2 Single Use Saline
- 2 Small DMV's
- 2 Large DMV's
- 3 Lap Towels
- 1 Pen Light with Cobalt Blue Filter
- 3 Fluorescein Strips

For recorded webinars and training video on fitting the Atlantis Scleral please visit website www.xcelspecialtycontacts.com/education



extremeH2O[®] 54



3rd Generation GMA/Hydrogel Copolymer;
Hioxifilcon D. Available in two diameter
options: 13.6 and 14.2

Expanded Fitting Options – Why Two Diameters?

The best comfort is a combination of the right material and the right fit. We are the only manufacturer to offer a lens fitting system geared toward your patients' specific needs. Two diameter options allow you to use your expertise and not only provide patients with an outstanding material, but with the right size lens ensuring a perfect fit and ultimate comfort.

Extreme H2O 54 Fitting Guide

The lens should attain full corneal coverage and overlap the limbus by 3/4mm. If there is more than 1mm overlap, fit a smaller (13.6mm) diameter lens. If the lens moves too much or is not comfortable, fit a larger (14.2mm) diameter lens.

Measure HVID

< 11.8mm start with 13.6

Patients who would benefit from a slightly smaller lens design:

- Patients with smaller than average corneas
- Patients with HVID < 11.8
- Pediatric eyes
- Patients with tight lids
- Patients with small fissures

Patients who have difficulty inserting and removing their lenses

≥ 11.8mm start with 14.2

Patients who would benefit from a larger lens design:

- Patients with average to large size corneas
- Patients with HVID ≥ 11.8

Patients who exhibit:

- Too much lens movement
- Too much lid interaction causing discomfort from lens edge
- Centering issues

extremeH2O® 54



Advanced Moisture Retention with Outstanding Durability

Our patented GMA/hydrogel copolymer, hioxifilcon D, has advanced hydration properties that allow it to retain 97% of its moisture. All lens dimensions and oxygen permeability present in the first hour of wear will be present in the last hour of wear. Lens comfort, movement, and fit will be stable throughout the day.

- Ultra-stable copolymer provides exceptional on-eye stability throughout the wearing period
- Lenses do not shrink, tighten, or change shape on the eye
- Crisp, clear vision is provided throughout the entire wearing period
- Non-ionic material resists deposits, keeping lenses clear and free of unhealthy protein deposits



Benefits to Patients and Practitioners

- Patients are more precisely fit with the availability of two diameter options
- Patients' comfort is enhanced with the right material and fit
- Practitioners can offer choices which no other disposable lens manufacturer offers
- Practitioners provide patients with the number one thing they want – excellent all day comfort which is a result of our material and fitting options
- Patient satisfaction results in retention, enhancing practice profitability

Product Specifications		
Material	46% hioxifilcon D, 54% water	
Polymer Type	GMA/HEMA copolymer, group 2, high water, non-ionic	
Handling Tint	Light blue	
O ₂ Permeability	21 Dk (Fatt units @ 35°C)	
Packaging	Blister pack (6 per box)	
Wear Indication	Daily wear / Monthly replacement suggested	
Diameter	13.6 mm	14.2 mm
Center Thickness	0.081 mm @ -3.00	0.085 mm @ -3.00
Base Curve	Median 8.3 mm <i>(due to small diameter)</i>	Median 8.6 mm
Powers	+0.50 to +6.00 -0.50 to -12.00	+0.50 to +6.00 -0.50 to -11.00
	<i>0.50D steps after -6.00</i>	

Spectacle refraction	Extreme H2O 54 (Sphere)	SPECTACLE CYLINDER POWER							
		-0.75	-1.00	-1.25	-1.50	-1.75	-2.00	-2.25	-2.50
+5.50	+6.00								
+5.25	+5.50								
+5.00	+5.25								
+4.75	+5.00								
+4.50	+4.75								
+4.25	+4.50								
+4.00	+4.25								
+3.75	+4.00								
+3.50	+3.50								
+3.25	+3.25								
+3.00	+3.00								
+2.75	+2.75	cyl							
+2.50	+2.50	-0.75							
+2.25	+2.25								
+2.00	+2.00								
+1.75	+1.75								
+1.50	+1.50								
+1.25	+1.25								
+1.00	+1.00								
+0.75	+0.75								
+0.50	+0.50								
+0.25	+0.25								



ExtremeH2O 54 Sphere

Fitting:
BC:8.60mm-DIA:14.2mm

Power Range:
-0.25 to -6.00 (0.25 step)
-6.00 to -11.00 (0.50 step)
+0.50 to +6.00 (0.50 step)

Center Thickness:
0.80mm@-3.00D

Water Content:
54%

Packaging:
Blister pack (6 per box)

Handling Tint:
Light Blue



Definity 54 Sphere

Fitting:
BC:8.60mm-DIA:14.2mm

Power Range:
-0.25 to -6.00 (0.25 step)
-6.00 to -11.00 (0.50 step)

Center Thickness:
0.80mm@-3.00D

Water Content:
54%

Packaging:
Blister pack (6 per box)

Handling Tint:
Light Blue

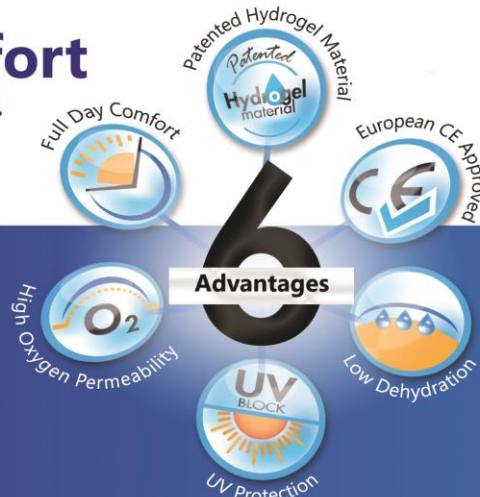
Spectacle refraction	Extreme H2O 54 (Sphere)	SPECTACLE CYLINDER POWER									
		-0.75	-1.00	-1.25	-1.50	-1.75	-2.00	-2.25	-2.50	-2.75	-3.00
Plano	plano										
-0.25	-0.25										
-0.50	-0.50										
-0.75	-0.75										
-1.00	-1.00										
-1.25	-1.25										
-1.50	-1.50										
-1.75	-1.75										
-2.00	-2.00										
-2.25	-2.25										
-2.50	-2.50										
-2.75	-2.75										
-3.00	-3.00										
-3.25	-3.25										
-3.50	-3.50										
-3.75	-3.75										
-4.00	-4.00										
-4.25	-4.00	cyl									
-4.50	-4.25	-0.75									
-4.75	-4.50										
-5.00	-4.75										
-5.25	-5.00										
-5.50	-5.00										
-5.75	-5.25										
-6.00	-5.50										
-6.25	-5.75										
-6.50	-6.00										
-6.75	-6.00										
-7.00	-6.50										
-7.25	-6.50										
-7.50	-7.00										
-7.75	-7.00										
-8.00	-7.50										
-8.25	-7.50										
-8.50	-8.00										
-8.75	-8.00										
-9.00	-8.50										
-9.50	-8.50										
-10.00	-9.00										
-10.50	-9.00										
-11.00	-9.50										
-11.50	-10.00										
-12.00	-10.00										
-12.50	-10.50										
-13.00	-11.00										
-13.50	-11.50										
-14.00	-11.50										
-14.50	-12.00										
-15.00	-12.50										
-15.50	-12.50										
-16.00	-13.00										
-16.50	-13.50										
-17.00	-13.50										
-17.50	-14.00										
-18.00	-14.50										
-18.50	-14.50										
-19.00	-15.00										
-19.50	-15.50										
-20.00	-16.00										

MAXVUE hydroHD



Full Day Comfort is more affordable now.

Thanks to our advanced
Hydrogel material.



HydroHD™ Yearly Disposable contact lenses combine outstanding all-day comfort with incredibly crisp, clear vision. Made from our patented water loving material which keep your eyes moist all day.

Key Features & Benefits

- Our moisture loving hydrogel material and precision edge design delivers outstanding Full-day comfort.
- High Definition Aspheric Design helps reduce the appearance of blurriness, halos and glare across a full range of conditions.
- UV Blocking protects your eyes from harmful radiation.

Authorized Retailer & Distributor:

Fitting	B.C: 8.6mm, DIA: 14mm
Water Content	38%
Centre Thickness	0.10mm @ -3.00 D
Material	Hydrogel Terpolymer
Handling Tint	Blue
Power Range	-0.50 to -20.00 (0.50 step after -6.00) +0.50 to +10.00 (0.50 step after +6.00)
Packaging	1 lens per vial
Replacement	Yearly Disposable

*Clinical Testimonial has been supervised and prepared by:
Assoc. Prof Dr Haliza Abdul Mutalib
Optometry & Vision Sciences Programme, Centre of Healthcare Sciences,
Faculty of Health Sciences, National University of Malaysia (UKM)



PROSTHETIC CONTACT LENS

Combine the extraordinary cosmetic tint options of **MAXVUE® IRIS** with features such as black pupil or underprinting, can change a person's life. Patients with scarred corneas, irregular irises, or complaints of monocular diplopia can benefit from a **MAXVUE® IRIS** contact lenses.

SPECIFICATIONS

Colour	Black, Brown
Replacement	Yearly
Power	Plano (0.00)
Fitting	DIA 14.0mm, BC 8.6mm
Packaging	1 lens per box



Black



Brown

Authorized Retailer & Distributor:



MAXVUE VISION




Phantasee®
Mellow Series

Base curve 8.6 mm
 Diameter 14.00 mm
 Power 0.00/-5.00 (0.25 step)
 5.50/-8.00 (0.50 step)
 Water content 42% to 53%
 Replacement 3 Month
 Uk Certified



Phantasee®
Natural Series




* Power range is available



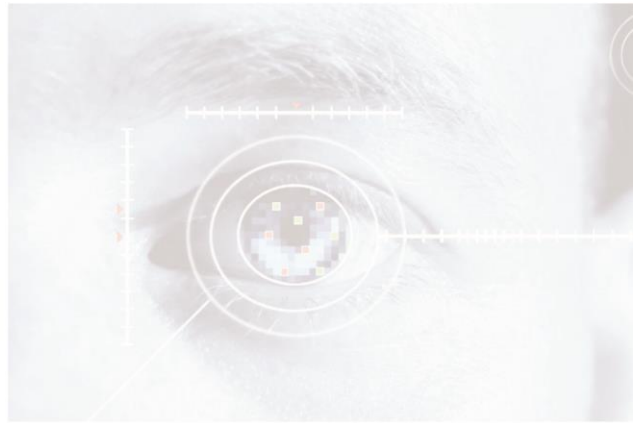
Flash
VeniCol



Flash HydrOxy/Elixor



* Power range is available



Phone: +9 8 2 1 8 8 4 6 3 8 2 4
+ 9 8 2 1 8 8 4 6 7 8 0 5
+ 9 8 2 1 8 8 3 8 2 4 2 0
+ 9 8 9 1 2 2 7 9 5 0 3 8
www.ronikayasnateb.com
Info@ronikayasnateb.com
Instagram: ronikayasnateb

Apt1, No 12, Maryam St, Dabestan St, Seyed Khandan, Tehran, Iran

RonikaYasnaTeb